

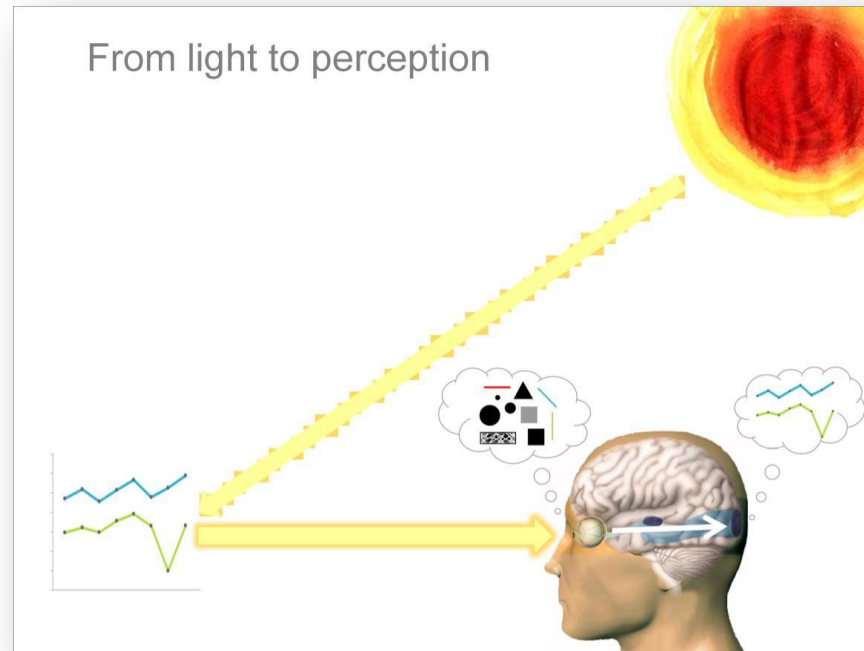
CenterView®

Advanced Data Visualisation





A picture paints a 1000 words



With visualizations, the brain can store an entire object made up of many properties as a single chunk of memory... **so complex data become easy to grasp**

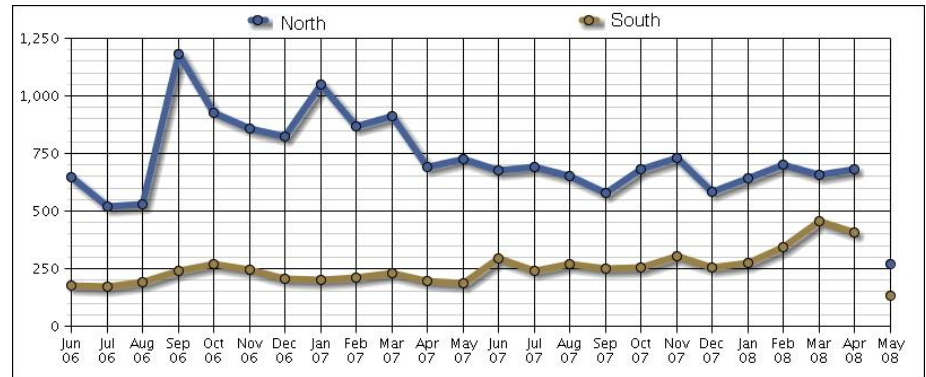
Web-based visualizations enable **user interaction**, allowing further data intimacy.

Source: Stephen Few, Perceptual Edge



Valuable Insight

Visual is Better.....





Valuable Insight

As we measure and gather data.....

Things that were invisible become visible

Cause and effect relationships become more clear

Old models and belief systems are proven false

New models and belief systems are born

Outliers become apparent



CenterView is a powerful platform

Data and Platform Independent

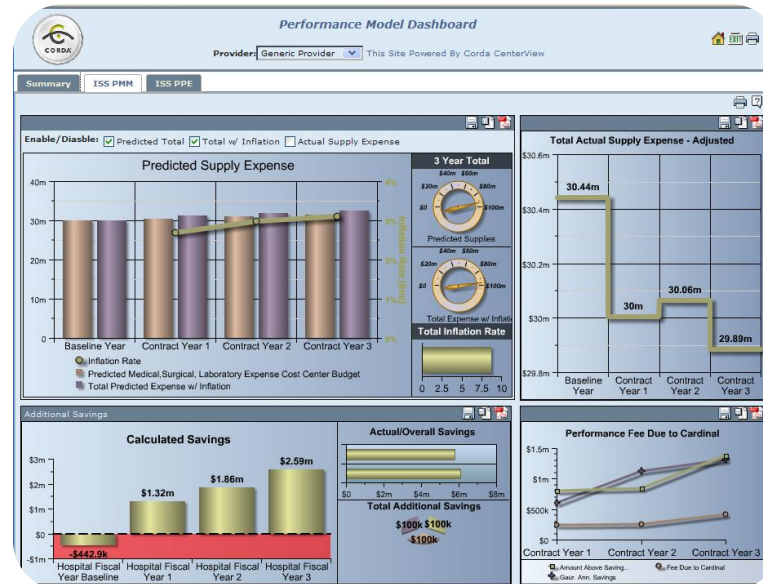
Connect to any data source. Dashboards are viewed on any computer or device that has a web browser, including mobile devices.

Rapid Development

Developing and deploying a dashboard is fast and easy with CenterView's wizards, drag and drop builder, smart themes and our intuitive design interface.

Infinite Flexibility

Create designs that fit the data and your needs. If you can imagine it, you can create it with CenterView.



Stunning Look and Feel

CenterView uses Ajax technology, delivering powerful visualizations, fast deployment and crisp data delivery at the right time.

Unlimited Drill-downs


Start at 10,000 feet with a high-level dashboard view and quickly drill down as deeply as needed to see the root causes behind the data.

Secure, Role-based Access

Viewers see only the dashboards you want them to see. CenterView supports single-sign on and integration with your user authentication system.



Data from any source



Database



Excel Tables



BI Tools



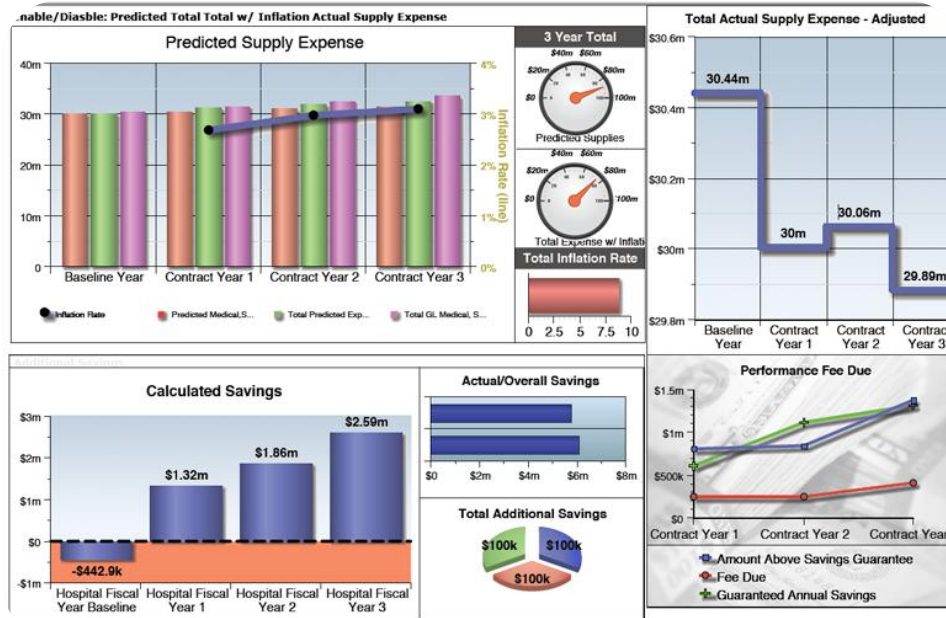
Applications



Data Warehouse



Public Web
Private Web





Data and platform Independence

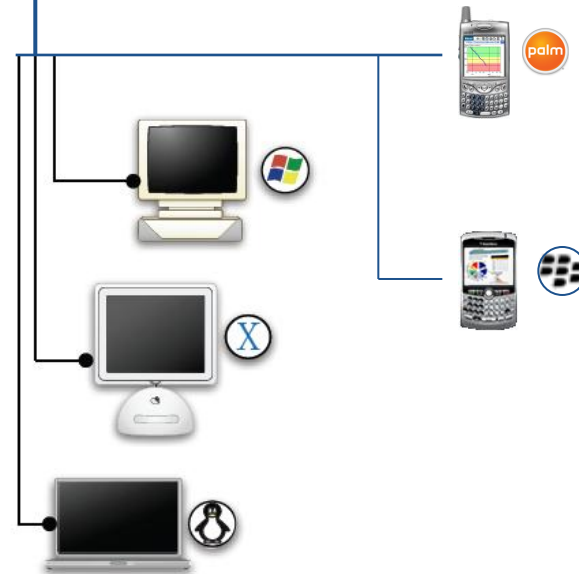


CenterView Server

- Written in Java
- Windows, Linux, Unix, or Mac servers
- Output in XML
- Minimal hardware requirements


CenterView Dashboards

- Any Browser
- Windows, Linux, Unix, Handheld, or Mac
- Secure access
- Automatic updates





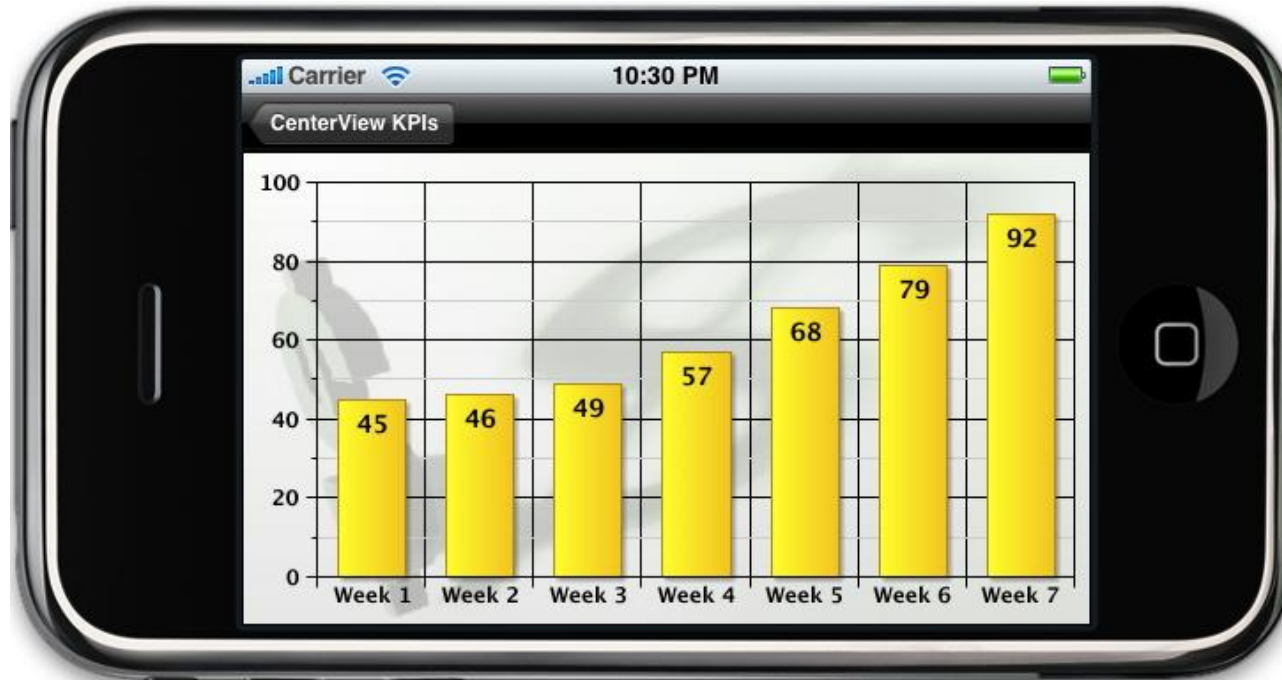
Unlimited drilldowns



- Start with summarized information
- Drill down into different dimensions or more detail



Mobile Deployment



Deliver Dashboards to iPhone, Blackberry, Nokia, Android etc etc



Application connectors



Salesforce.com connector lets you connect SFDC to your dashboard without having to build your own connector.



Improved Business Objects connector connects report data to a CenterView dashboard, even when the report is pulled from multiple queries.



Corda users

